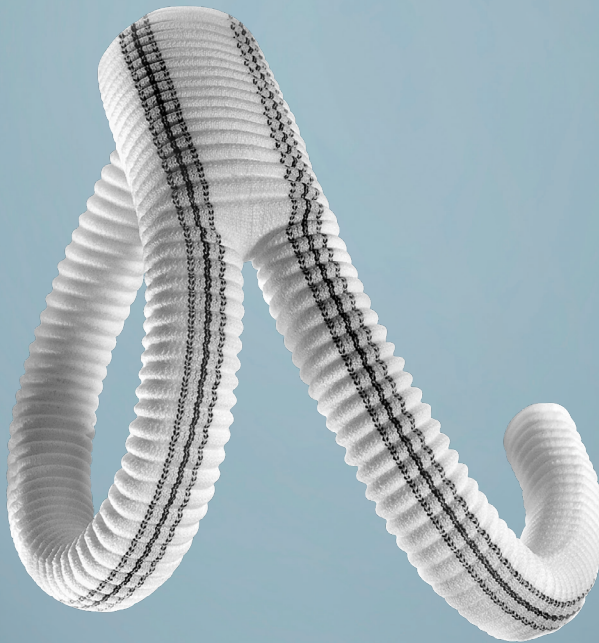


Gelsoft™ Plus

**TERUMO**  
Aortic

# The world's **ONLY** dilatation resistant, gelatin sealed, Köper knitted polyester vascular graft

- Innovative Köper knitted structure offers:
  - dramatically reduced dilatation
  - superb handling
- Unique Rifampicin ionic bonding option
- Comprehensive range includes supported designs



# Dramatically Reduced Dilatation

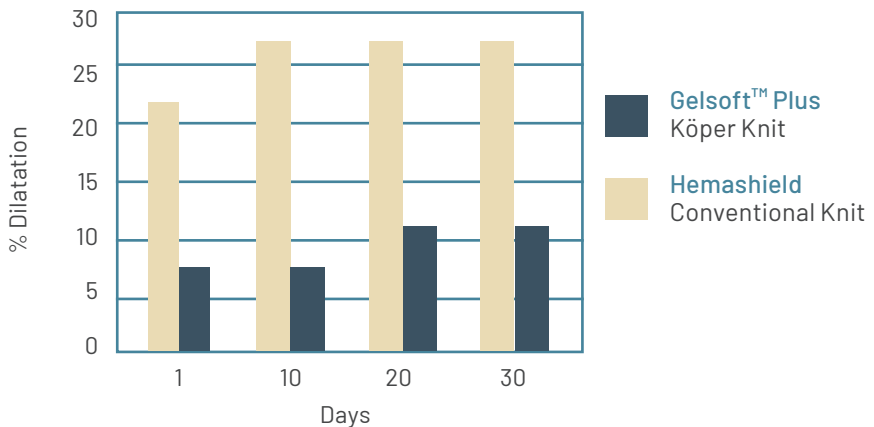
## Fact

Warp knitted graft dilatation may be associated with an increased incidence of false aneurysms<sup>1,2,3</sup>

Köper knitted Gelsoft™ Plus **dramatically reduces dilatation**<sup>4,5</sup>



**Gelsoft™ Plus exhibits dramatically reduced dilatation compared to conventional warp knitted grafts<sup>4,5</sup>**



**Pulsed Pressure Testing**  
(pulses at 80 & 120mmHg,  
80 beats/minute)

# Unique Rifampicin Ionic Bonding Option

## Fact

Prosthetic graft infection is one of the most dreaded complications of vascular surgery<sup>6</sup>

Gelatin impregnated grafts, when bonded to Rifampicin **minimise the possibility of graft infection and related phenomena**<sup>7</sup>



Rifampicin bonded grafts are,

“... significantly more resistant to bacteremic infection than are silver / collagen coated polyester grafts ...”<sup>8</sup>

| Graft Type  | Infected Grafts |
|---|-----------------|
| <b>Gelsoft™ Plus</b> Gelatin Sealed                   | 3 / 3           |
| InterGard™ Collagen Coated                            | 3 / 3           |
| <b>Gelsoft™ Plus</b> Gelatin Sealed Rifampicin Bonded | 0 / 6           |
| InterGard Silver™ / Collagen Coated                   | 5 / 6*          |

\* P<0.01 versus gelatin sealed Rifampicin bonded grafts

Rifampicin bonding to Terumo Aortic's unique modified gelatin has CE Dossier approval<sup>9</sup> and is backed by over 35 publications and 10 years' experience. Publications available on request.

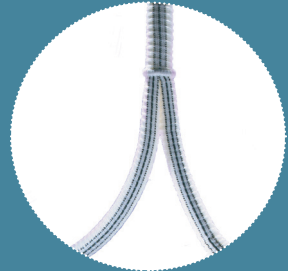
Rifampicin bonding to gelatin sealed grafts not approved for use in Canada.

# Innovative Equi-Flo™ with Bifurcated Flowsplitter

## Fact

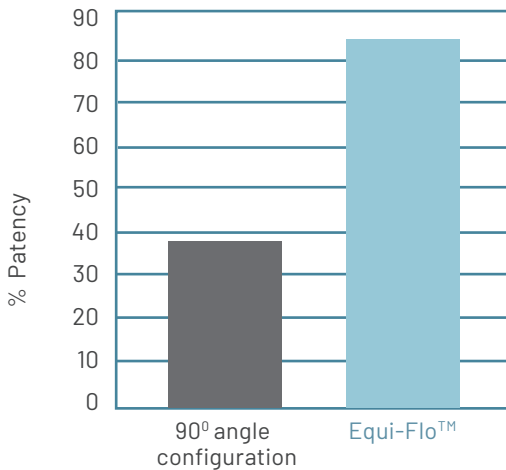
Conventional 90° angled designs provide poor long-term graft patency<sup>10</sup>

**Equi-Flo™** significantly improves long-term graft patency<sup>10</sup>



Unique **Equi-Flo™** axillo-bifemoral design provides,

- Equal flow to both legs<sup>11</sup>
- Significantly improved primary patency compared with 90° angled designs ( $p < 0.0001$ )<sup>10</sup>



Primary patency after 2 years' follow up

A full range of externally supported Straights, Femoro-Femoral and 90° angled Axillo-Bifemoral grafts are also available.

# Product Ordering Information

## Straights

| BORE SIZE<br>mm | USABLE LENGTH<br>cm | CATALOGUE NUMBER |
|-----------------|---------------------|------------------|
| 6               | 15                  | 631506P          |
| 6               | 30                  | 633006P          |
| 6               | 40                  | 634006P          |
| 6               | 60                  | 636006P          |
| 7               | 15                  | 631507P          |
| 7               | 30                  | 633007P          |
| 7               | 40                  | 634007P          |
| 7               | 60                  | 636007P          |
| 8               | 15                  | 631508P          |
| 8               | 30                  | 633008P          |
| 8               | 40                  | 634008P          |
| 8               | 60                  | 636008P          |
| 10              | 15                  | 631510P          |
| 10              | 30                  | 633010P          |
| 10              | 60                  | 636010P          |
| 12              | 15                  | 631512P          |
| 12              | 30                  | 633012P          |
| 12              | 60                  | 636012P          |
| 14              | 15                  | 631514P          |
| 14              | 30                  | 633014P          |
| 14              | 60                  | 636014P          |
| 16              | 15                  | 631516P          |
| 16              | 30                  | 633016P          |
| 16              | 60                  | 636016P          |
| 18              | 12.5                | 631218P          |
| 18              | 25                  | 632518P          |
| 18              | 50                  | 635018P          |
| 20              | 12.5                | 631220P          |
| 20              | 25                  | 632520P          |
| 20              | 50                  | 635020P          |
| 22              | 12.5                | 631222P          |
| 22              | 25                  | 632522P          |
| 22              | 50                  | 635022P          |
| 24              | 12.5                | 631224P          |
| 24              | 25                  | 632524P          |
| 24              | 50                  | 635024P          |


## Axillo-Femoral Straights

| BORE SIZE<br>mm | USABLE LENGTH<br>cm | CATALOGUE NUMBER |
|-----------------|---------------------|------------------|
| 8               | 100                 | 640008P          |
| 10              | 100                 | 640010P          |

# Product Ordering Information

## Bifurcates

| BORE SIZE<br>mm | USABLE LENGTH<br>cm | CAT NO. |
|-----------------|---------------------|---------|
| 12 x 6          | 45                  | 631206P |
| 14 x 7          | 45                  | 631407P |
| 16 x 8          | 45                  | 631608P |
| 18 x 9          | 45                  | 631809P |
| 20 x 10         | 45                  | 632010P |
| 22 x 11         | 45                  | 632211P |
| 24 x 12         | 45                  | 632412P |



## ERS Equi-Flo™

axillo-bifemoral bifurcate with extended support

| BORE SIZE<br>mm | USABLE LENGTH<br>cm | SUPPORTED LENGTH<br>cm | CAT NO.  |
|-----------------|---------------------|------------------------|----------|
| 8x7             | 90x40               | 32x25x7                | 690807AP |
| 10x8            | 90x40               | 35x25x7                | 691008AP |



## ERS Straights

(peelable support)

| BORE SIZE<br>mm | USABLE LENGTH<br>cm | SUPPORTED LENGTH<br>cm | CAT NO. |
|-----------------|---------------------|------------------------|---------|
| 6               | 75                  | 60                     | 670006P |
| 8               | 75                  | 60                     | 670008P |
| 8               | 100                 | 85                     | 680008P |
| 10              | 75                  | 60                     | 670010P |
| 10              | 100                 | 85                     | 680010P |



## ERS Axillo-Bifemorals

90o angle with 60cm branch

| BORE SIZE<br>mm | USABLE LENGTH<br>cm | SUPPORTED LENGTH<br>cm | CAT NO. |
|-----------------|---------------------|------------------------|---------|
| 8x8             | 100x60              | 40                     | 690808P |
| 10x10           | 100x60              | 40                     | 691010P |



## ERS Femoro-Femorals

| BORE SIZE<br>mm | USABLE LENGTH<br>cm | SUPPORTED LENGTH<br>cm | CAT NO. |
|-----------------|---------------------|------------------------|---------|
| 6               | 30                  | 10                     | 673006P |
| 8               | 30                  | 10                     | 673008P |
| 6               | 40                  | 20                     | 674006P |
| 8               | 40                  | 20                     | 674008P |



## References

1. Clagett GP *et al.* **Dilation of knitted Dacron aortic prostheses and anastomotic false aneurysms: etiologic considerations.** *Surgery* 1983 **93** 9-16
2. Lundqvist B *et al.* **Deterioration and dilatation of Dacron prosthetic grafts.** *Acta Chir Scand Suppl* 1985 **529** 81-85
3. Nunn DB *et al.* **Postoperative dilation of Dacron knitted aortic grafts.** *J Vasc Surg* 1990 **12** 291-297
4. Walker D *et al.* **Novel structure for a polyester vascular prosthesis with improved mechanical properties.** *Society for Biomaterials* March 1995
5. Goëau-Brissonnière O *et al.* **Can knitting structure affect dilation of polyester bifurcated prostheses? A randomized study with the use of helical computed tomographic scanning.** *J Vasc Surg* 2000 **31** 157-163
6. Hayes PD *et al.* **In situ replacement of infected aortic grafts with Rifampicin-bonded prostheses: the Leicester experience (1992 to 1998).** *J Vasc Surg* 1999 **30** 92-98
7. Vicaretti M *et al.* **An increased concentration of Rifampicin bonded to gelatin-sealed Dacron reduces the incidence of subsequent graft infections following a staphylococcal challenge.** *Cardiovasc Surg* 1998 **6** 268-273
8. Goëau-Brissonnière O *et al.* **Comparison of the resistance to infection of Rifampin-bonded gelatin-sealed and silver / collagen-coated polyester prostheses.** *J Vasc Surg* 2002 **35** 1260-1263
9. **Rinsing of gelatin sealed prostheses with Rifampicin and heparin.** BSi ENQ# 1002097
10. Wittens CHA *et al.* **European prospective randomised multi-centre axillo-bifemoral trial.** *Eur J Vas Surg* 1992 **6** 115-123
11. How TV *et al.* **Assessment of pressure drop flowrate relationship of axillobifemoral bypass grafts.** *Proceedings of the Institute of Mechanical Engineers* 1991 **205** 243-249

Product availability subject to regulatory approval.

The logo for Terumo Aortic, featuring the word "TERUMO" in a bold, sans-serif font with a white swoosh above it, and the word "Aortic" in a larger, bold, sans-serif font below it.

VASCUTEK Ltd  
Newmains Avenue, Inchinnan  
Renfrewshire, PA4 9RR Scotland, UK  
T. +44 (0) 141 812 5555  
terumoaortic.com

B083/3E